


# Agilent ADNB-6001 and ADNB-6002 Laser Mouse Bundles

## Product Overview



### Description

The Agilent ADNB-6001 and ADNB-6002 laser mouse bundles are the world's first laser-illuminated navigation systems for corded applications. Enabled with Agilent's LaserStream technology, the mouse can operate on many surfaces that prove difficult for traditional LED-based optical navigation. Its high-performance architecture is capable of sensing high-speed mouse motion – with velocities up to 20 inches per second and accelerations up to 8G.

The ADNS-6000 sensor along with the ADNS-6120 or ADNS-6130-001 lens, ADNS-6230-001 clip and ADNV-6330 laser diode form a complete and compact laser mouse tracking system. There are no moving parts, which means high reliability and less maintenance for the end user. In addition, precision optical alignment is not required, facilitating high volume assembly.

### Features

- High speed motion detection – up to 20 ips and 8G
- New LaserStream architecture for greatly improved optical navigation technology
- Programmable frame rate over 6400 frames per second
- SmartSpeed self-adjusting frame rate for optimum performance
- Serial port burst mode for fast data transfer
- 400 or 800 cpi selectable resolution
- Single 3.3 volt power supply
- Four-wire serial port along with Power Down, and Reset pins
- Laser fault detect circuitry on-chip for Eye Safety Compliance

### Applications

- Mice for game consoles and computer games
- Mice for desktop PC's, Workstations, and portable PC's
- Trackballs
- Integrated input devices

### ADNB-6001 and ADNB-6002 Laser Mouse Bundles include:

Bundle Part Number	Part Number	Description
ADNB-6001	ADNS-6000	Laser Mouse Sensor
	ADNV-6330	Single-Mode Vertical-Cavity Surface Emitting Laser (VCSEL)
	ADNS-6120	Laser Mouse Round Lens
	ADNS-6230-001	Laser Mouse VCSEL Assembly Clip

Bundle Part Number	Part Number	Description
ADNB-6002	ADNS-6000	Laser Mouse Sensor
	ADNV-6330	Single-Mode Vertical-Cavity Surface Emitting Laser (VCSEL)
	ADNS-6130-001	Laser Mouse Trim Lens
	ADNS-6230-001	Laser Mouse VCSEL Assembly Cli



### Navigation by Two Images Comparison




Figure 1. The Navigation Engine identifies common features in sequential images to determine the direction and amount of mouse movement. Image B was taken while the mouse was moving in the southeast direction, a short time after image A.

### Theory of Operation

The ADNS-6000 is based on LaserStream Technology, which measures changes in position by optically acquiring sequential images (frames) and mathematically determining the direction and magnitude of movement.

ADNS-6000 contains an Image Acquisition System (IAS), a Digital Signal Processor (DSP), and a four wire serial port. The IAS acquires microscopic surface images via the lens and illumination system. These images are processed by the DSP to determine the direction and distance of motion. The DSP calculates the  $\Delta x$  and  $\Delta y$  relative displacement values. An external microcontroller reads the  $\Delta x$  and  $\Delta y$  information from the sensor serial port. The microcontroller then translates the data into PS/2 or USB signals before sending them to the host PC or game console.

### 2D Assembly Drawing of ADNB-6001, PCBs and Base Plate

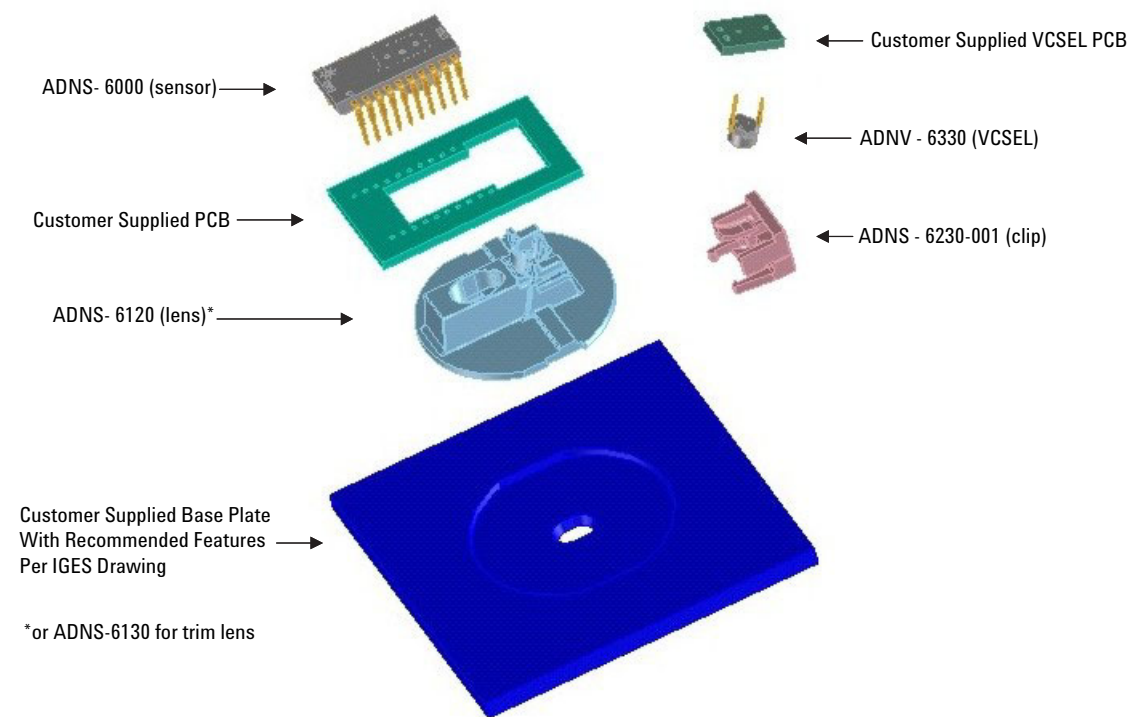


Figure 2. Exploded View Drawing of Laser Mouse Components

## Recommended Typical Application Block Diagram

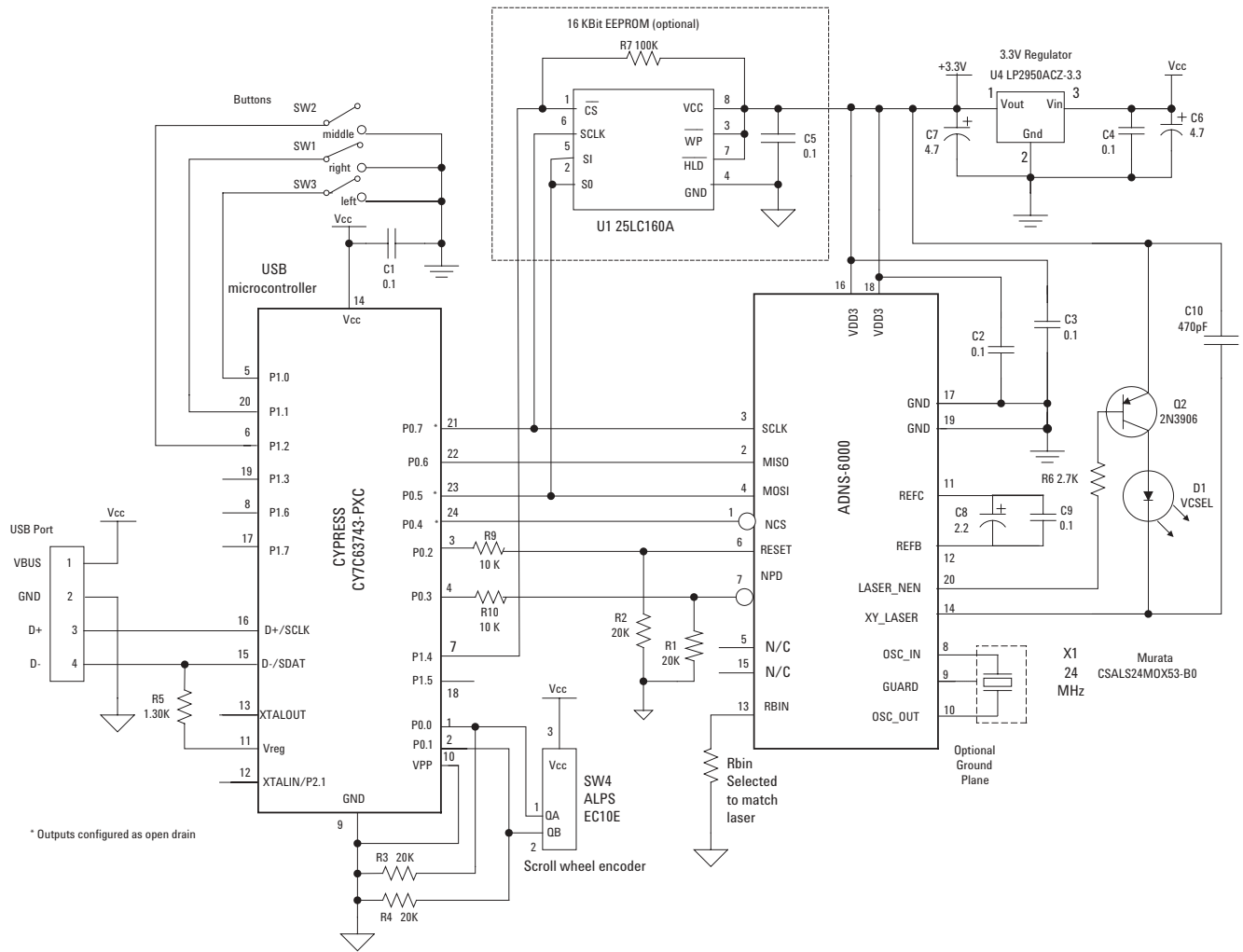


Figure 3. Schematic Diagram for 3-Button Scroll Wheel USB PS/2 Mouse

### Laser Bin Table

Bin Number	Rbin Resistor Value (kohm)	Match_Bit (Reg 0x2C, Bit7)
2A	18.7	0
3A	12.7	0

## ADNS-6000 Key Specifications

Parameter	Symbol	Min	Typical	Max	Units	Notes
Operating Temperature	$T_A$	0		40	°C	
Power supply voltage	$V_{DD3B}$	3.10	3.30	3.60	Volts	Regulator Bypass
DC Supply Current	$I_{DD\_AVG}$			50	mA	DC average at 6469 fps. No DC load on XY_LASER, MISO.
Power Down Supply Current	$I_{DDPD}$		5	90	$\mu$ A	NPD=GND; SCLK, MOSI, NCS=GND or $V_{DD3}$ ; RESET= $V_{DD3}$
Oscillator Frequency	$f_{CLK}$	23	24	25	MHz	Set by ceramic resonator
Distance from lens reference plane to surface	Z	2.18	2.40	2.62	mm	Results in +/- 0.2mm minimum DOF
Speed	S			20	in/sec	
Acceleration	A	-8		8	G	
Frame Rate	FR	500		6469	Frames/s	

## Optical Mouse Design References

Datasheet Agilent ADNB-6001 and ADNB-6002 Laser Mouse Bundles

Application Note 5088, Agilent ADNB-6001, ADNB-6002, ADNB-6011 and ADNB-6012 Laser Mouse Sensor Eye Safety Calculations

## [www.agilent.com/ semiconductors](http://www.agilent.com/semiconductors)

For product information and a complete list of distributors, please go to our web site.

For technical assistance call:

Americas/Canada: +1 (800) 235-0312  
or (408) 654-8675

Europe: +49 (0) 6441 92460

China: 10800 650 0017

Hong Kong: (+65) 6756 2394

India, Australia, New Zealand: (+65) 6755 1939

Japan: (+81 3) 3335-8152(Domestic/International), or 0120-61-1280(Domestic Only)

Korea: (+65) 6755 1989

Singapore, Malaysia, Vietnam, Thailand, Philippines, Indonesia: (+65) 6755 2044

Taiwan: (+65) 6755 1843

Data subject to change.

Copyright © 2005 Agilent Technologies, Inc.

May 26, 2005

5989-3061EN



**Agilent Technologies**